

**MODEL: G30A766**

DUAL HP-LP  
AIR ASSISTED FLARE

FULLY OOOOb/c  
COMPLIANT

## Flare Stack

- 30' tall overall height
- Skid mounted
- Guy wire supported
- Carbon stack / Blasted / Painted

## Flare Tip

- High Pressure (HP) / Low Pressure (LP) tip design
- Air assist flare technology
- 304 stainless steel
- OOOOb/c compliant tip velocities

## Pilot Technology

- EZ Glide Pilot Retraction System
- 100% stainless steel construction
- High Energy Ignition (HEI)
- Propane and natural gas compatible

## Standard Controls

- Continuous pilot monitoring
- Automatic pilot relight
- MODBUS TCP / IP interface
- Intuitive controls and text display
- Local & remote pilot indication
- Optional pilot data logging

## Blower and VFD

- 7 HP Blower
- Dedicated VFD control panel
- Remote start / stop contacts
- 3 Phase TEFC Motor
- Backdraft prevention damper
- Blower skid mounted

## Required Site Utilities

Pilot Gas: Natural Gas: 55 SCFH @ 18 psig OR Propane : 25 SCFH @ 9 psig

Electrical: 480VAC 3 Phase

Instrument Air / Gas: Not required

## DESIGN SPECIFICATIONS

Maximum <b>Low Pressure (LP)</b> Flow Rate:	500	MSCFD
LP Net Heating Value (NHV):	2,400	BTU/SCF
LP Molecular Weight :	44	LBMOL

Maximum <b>High Pressure (HP)</b> Flow Rate:	3	MMSCFD
HP Net Heating Value (NHV):	1,250	BTU/SCF
HP Molecular Weight :	22	LBMOL

Flare Technology:	Air Assist	
Blower Rating:	7	HP
Maximum Blower Flow Rate:	1,980	SCFM

## RADIATION PERFORMANCE

Wind Speed:	20	MPH
LP Maximum Radiation @ Grade Level:	250	MMBTU/HR-FT <sup>2</sup>
HP Maximum Radiation @ Grade Level:	1,500	MMBTU/HR-FT <sup>2</sup>

## OOOOb/c COMPLIANCE

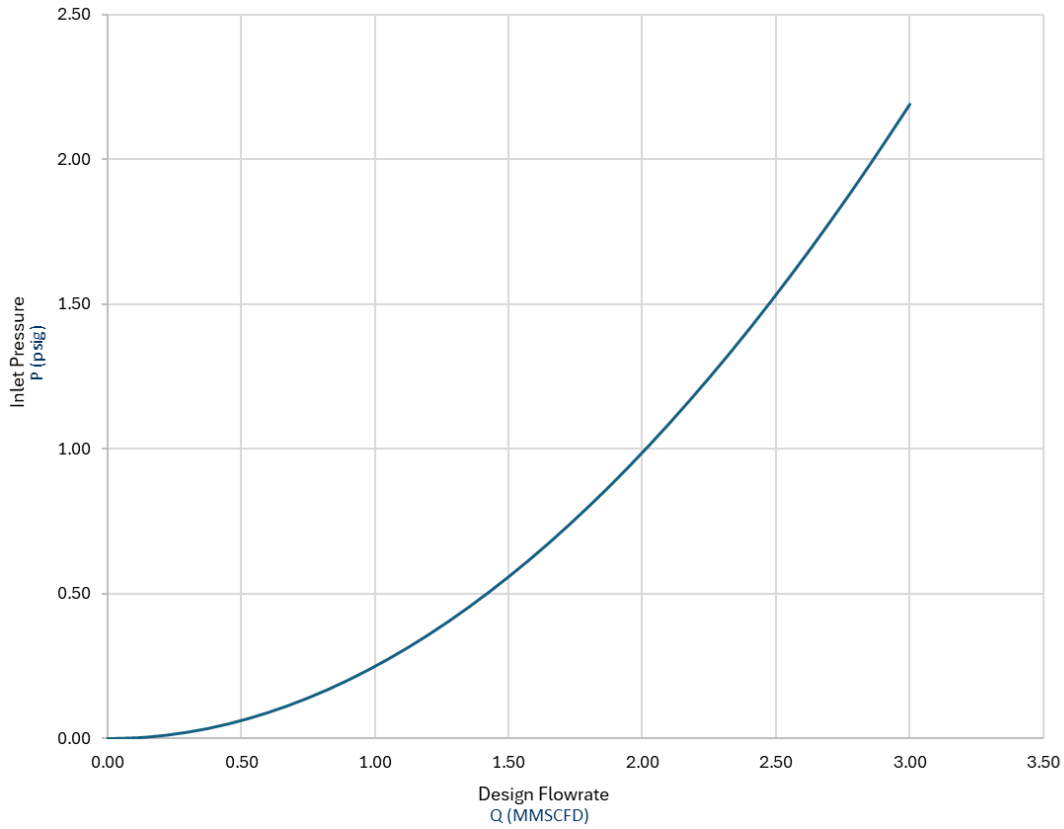
Guaranteed Destruction Efficiency (DRE):	95	%
Expected Destruction Efficiency (DRE):	98	%
Smokeless Capacity Per Method 22:	100	%
LP Maximum Smokeless Capacity Per Method 22:	470	MSCFD
HP Maximum Smokeless Capacity Per Method 22:	10	MMSCFD
Minimum Design Flow Rates:	See Note 1	
Pilot:	Continuous	
Pilot Monitoring:	Thermocouple	
Remote Pilot Status:	Yes	
Pilot Datalogging:	Optional	

## PERFORMANCE GUARANTEE NOTES

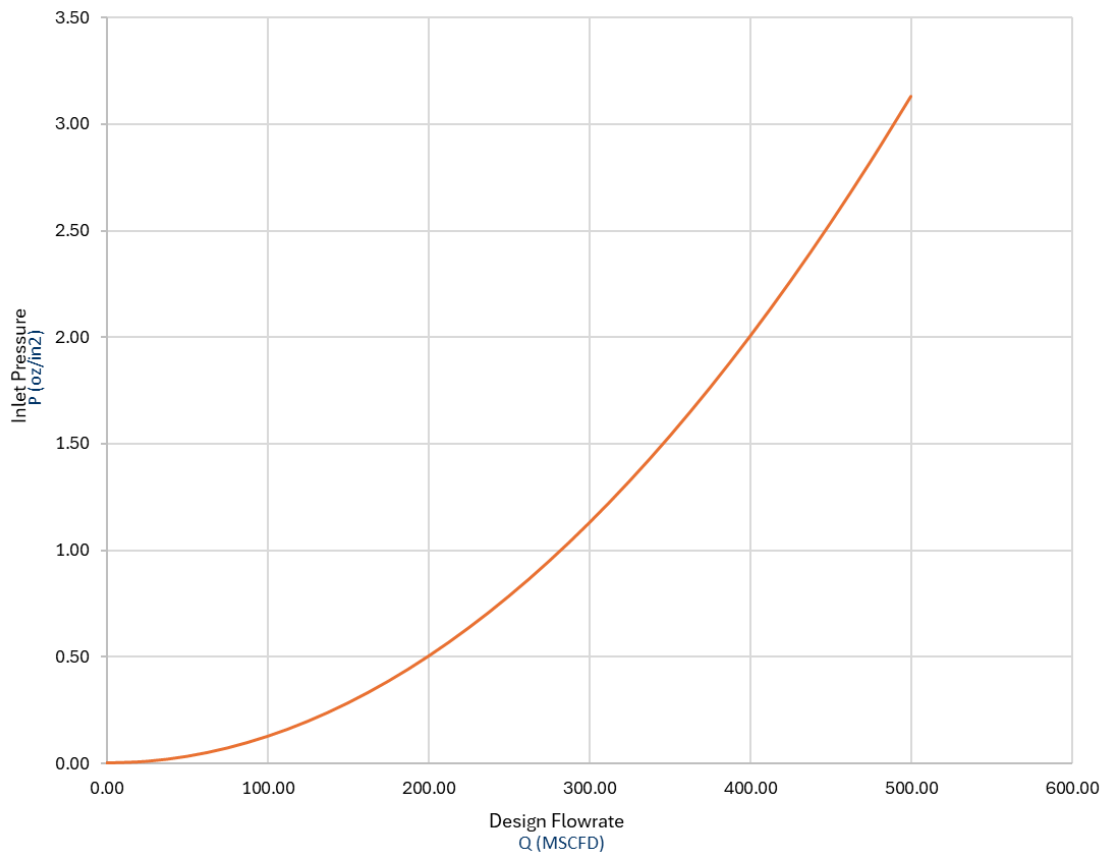
1. See attached waste gas flow versus blower flow curves for minimum flow rates to comply with OOOOb/c.
2. Designed in accordance with the velocity and NHV specifications defined in §60.5412b(a) for air assist flares.
3. As per the definitions of §63.641, this model is classified as a perimeter assist flare.



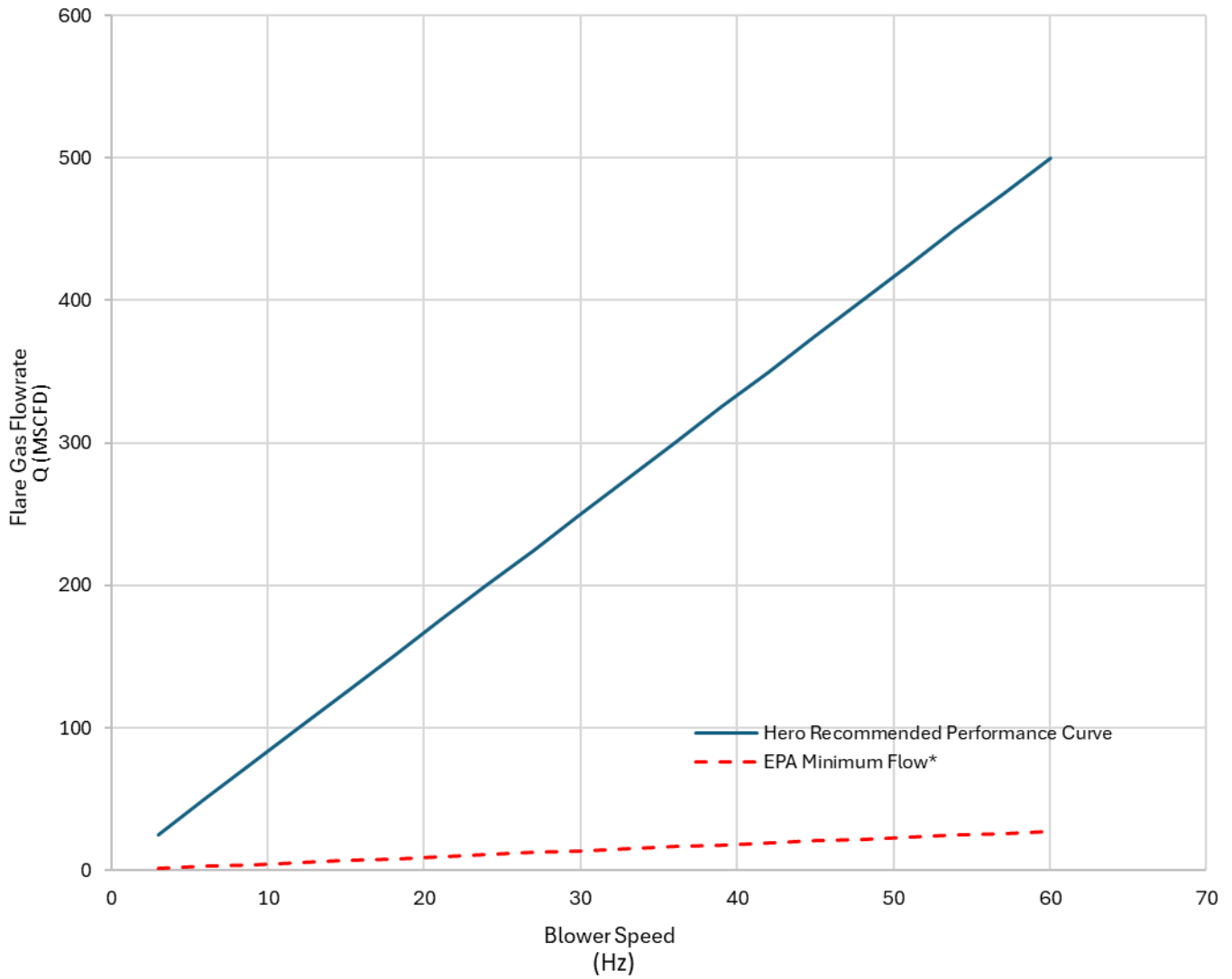
### Pressure vs Flow (HP)



### Pressure vs Flow (LP)



Curves above do not include flame arrestor.



\*EPA Minimum Flow Rate Calculated as per § 63.670 for NHVdil > 22 Btu/ft2